


nickel-plated brass
push-to-connect fittings
for liquid, gas and food processing
industry system LF3600



principle of system LF3600

for liquids and gases



Legris, inventors of the push-to-connect fitting, have earned a reputation as the leading specialist in push-to-connect fitting technology. Legris has employed over 30 years of experience in the research and development of the LF3600 range. LF3600 extends Legris 'know-how' from pneumatics to other industrial-applications.

The principle of the connection is the same. Instant manual connection and disconnection. No need for special tools.

Made of nickel-plated brass and fitted with a FKM "O" ring protected by a washer, LF3600 forged fittings may be used with all liquid and gaseous fluids compatible with these components, materials and temperatures up to 250°F (depending on the tube material).

Chemical Nickel-Plating: For applications where the fitting is exposed to aggressive environments, better plating is required. Legris uses high phosphorous electroless nickel-plating for the LF3600 fitting range.

The electroless nickel-plating has a dull, flat finish. It adheres to more of the surface, such as in the root of the threads and grooves of the collet. It has better resistance to water, harsh detergents and other aggressive fluids and environments. As a result, the LF3600 series offers superior chemical, corrosion and abrasive resistance.




All materials, seals, and plating can come in contact with food.

For the quality and cleanliness of the LF3600 products, they are placed in sealed bags inside a Legris box.

technical specification

This depends on the nature and thickness of the tube, on surrounding temperature and that of the fluid used.



working temperature	from -4° to 250° F. The allowable working temperature depends on the type of tube used.
----------------------------	---

working pressure	7 to 290 psi. The maximum pressure of the circuit depends on the type of tube used.
-------------------------	---

suitable fluids	all liquids and gases compatible with the materials of the fitting. Examples: food fluids, cleaning/cold & hot water, steam, oils...
------------------------	---

materials of construction	body:	high phosphorus FDA chemical nickel-plated brass
	backup washer:	high phosphorus FDA chemical nickel-plated brass
	spring collet:	high phosphorus FDA chemical nickel-plated brass
	"O" ring:	FKM (FPM) fluoroelastomer conforming to FDA standard
	base:	high phosphorus FDA chemical nickel-plated brass
Thread sealant does not come on these products. This is so that the appropriate sealant for the application can be applied.		

maximum tightening torque for LF3600 fittings, BSPP threads and M5: (with 0602 sealing washer)	parallel thread	M5 x 0.8	G1/8"	G1/4"	G3/8"	G1/2"
	in. lb	14	70	100	266	300

All items in the LF3600 range are SILICONE FREE


advantages of system LF3600

for liquids and gases



wide range

- multiple configurations and accessories
- from 5/32" to 1/2" O.D. and 4mm to 14 mm O.D.
- NPT, BSP taper, BSP parallel and metric threads
- ideal for many types of tubing
- inch to metric tube adapters

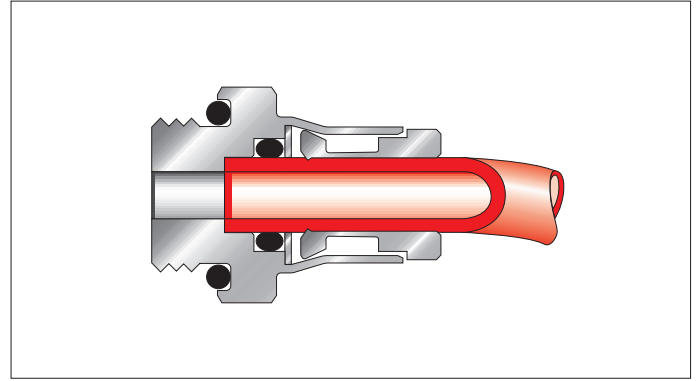


time saving connection and disconnection

- **instant manual connection** and **disconnection**
- **easy** installation


numerous applications

- suited to many **industries** including the **food industry** :
- numerous suitable fluids (food fluids, cleaning / hot and cold water, steam, oil...)
- components and chemical nickel coating conforming to FDA standard



increased performance

- **excellent resistance to abrasion** and **corrosion** due to high phosphorus chemical nickel-plating individually deposited on brass components.
- working temperature from -4° to $+25^{\circ}\text{F}$ due to "all metal" components (except o-ring)
- **full flow fluid passage**, minimal pressure drop
- **automatic sealing** of BSPP and metric versions via a captive seal at base
- backup washer protects the o-ring

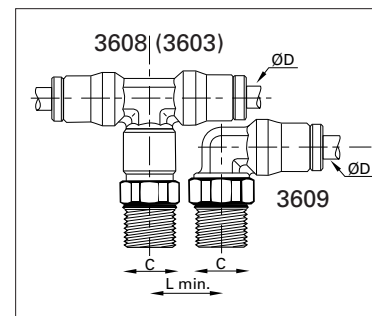


compactness and aesthetics

Each model has been redesigned to meet all requirements :

- compactness due to **small overall dimensions** with inter-connectability for configurations pictured above
- aesthetic with modernized external shapes




close spacing of LF3600 products



ØD in	C NPT	L min in
5/32	1/8	.57
5/32	1/4	.69
1/4	1/8	.63
1/4	1/4	.69
1/4	3/8	.79
3/8	1/4	.83
3/8	3/8	.89
3/8	1/2	1.00
1/2	3/8	.93
1/2	1/2	1.00

Our production process includes individual unit quality control and dating, for all LF 3600 push-to-connect fittings, in order to guarantee their quality and traceability.

system LF3600 for liquids and gases



the complete range of LF3600 push-to-connect fittings

threaded fittings

3675
taper
Page D6



3621
taper
Page D6



3601
UNF, parallel and metric
Page D7



3681
metric
Page D7



3614
parallel and metric
Page D7



3631
parallel and metric
Page D7



3609
taper
Page D8



3669
parallel
Page D8



3629
taper
Page D8



3699
UNF, parallel and M5
Page D9



3600
Page D9



3608
taper
Page D10



3603
taper
Page D10



3698
UNF, parallel and metric
Page D11



3693
UNF, parallel and metric
Page D11



tube to tube fittings

3606
Page D12



3602
Page D12



3604
Page D12



banjo body

3618
parallel and metric
Page D11



bulkhead connectors

3616
Page D13



3636
parallel
Page D13



3639
Page D13



accessories

3666
Page D14



3668
Page D14



3667
Page D14



3122
Page D15



3622
Page D15



3120
Page D15



3620
Page D15



3126
Page D15

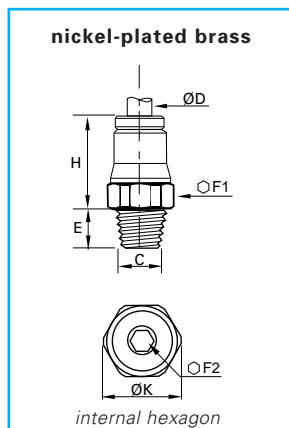


3626
Page D15



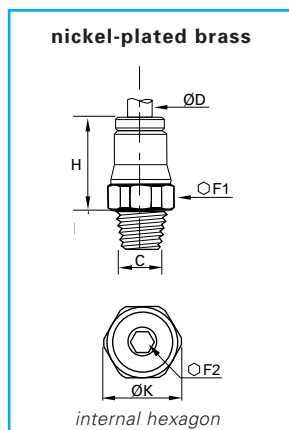
threaded fittings

3675 male connector — fractional inch tube to NPT



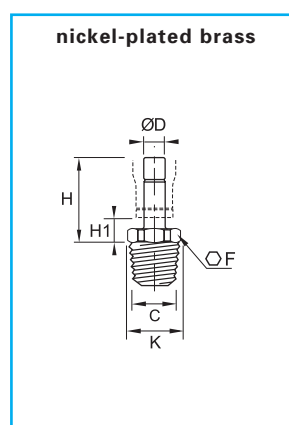
ØD in	C NPT		E in	F1 mm	F2 mm	H in	K in	kg
5/32	1/8	3675 04 11	.30	11	3	.59	.47	.28
5/32	1/4	3675 04 14	.43	14	3	.59	.59	.56
1/4	1/8	3675 56 11	.30	13	4	.67	.55	.42
1/4	1/4	3675 56 14	.43	14	4	.67	.59	.60
1/4	3/8	3675 56 18	.45	18	5	.67	.77	.72
3/8	1/8	3675 60 11	.30	18	4	.97	.77	.99
3/8	1/4	3675 60 14	.43	18	7	.95	.77	1.13
3/8	3/8	3675 60 18	.45	18	8	.91	.77	1.16
3/8	1/2	3675 60 22	.59	22	8	.95	.94	1.90
1/2	3/8	3675 62 18	.45	22	9	.95	.94	1.52
1/2	1/2	3675 62 22	.59	22	10	.95	.94	1.87

3675 male connector — metric tube to BSPT



ØD mm	C BSPT		F1 mm	F2 mm	H mm	K mm	kg
4	R1/8	3675 04 10	10	3	15	11	.008
4	R1/4	3675 04 13	14	3	15	15	.016
6	R1/8	3675 06 10	13	4	17	14	.012
6	R1/4	3675 06 13	14	4	17	15	.017
8	R1/8	3675 08 10	15	5	19	16	.016
8	R1/4	3675 08 13	15	6	18	16	.019
8	R3/8	3675 08 17	17	6	18.5	18.5	.028
10	R1/4	3675 10 13	18	7	23	19.5	.032
10	R3/8	3675 10 17	18	8	22.5	19.5	.033
10	R1/2	3675 10 21	22	8	22.5	24	.057
12	R1/4	3675 12 13	20	7	25.5	22	.040
12	R3/8	3675 12 17	20	9	24	22	.043
12	R1/2	3675 12 21	22	10	23	24	.053
14	R3/8	3675 14 17	22	9	27	24	.049
14	R1/2	3675 14 21	24	11	26	26	.061

3621 male stud standpipe — metric tube to BSPT



ØD mm	C BSPT		F1 mm	H mm	H1 mm	K mm	kg
4	R1/8	3621 04 10	10	21	7	11	0.007
4	R1/4	3621 04 13	14	21	7	15	0.014
6	R1/8	3621 06 10	10	23.5	6.5	11	0.008
6	R1/4	3621 06 13	10	23.5	6.5	15	0.015
8	R1/8	3621 08 10	10	24	6.5	11	0.008
8	R1/4	3621 08 13	14	24	6.5	15	0.016
10	R1/4	3621 10 13	14	22	6.5	15	0.018
10	R3/8	3621 10 17	17	30	7.5	18.5	0.029
12	R3/8	3621 12 17	17	31	7.5	18.5	0.024
12	R1/2	3621 12 21	22	38	7.5	24	0.041
14	R1/2	3621 14 21	22	33	8	24	0.042

= suitable for food applications

legris.com's advantage points



You will also find the **LF 3600 push-to-connect fittings** on the on-line catalog of our web site for both **inch** and **metric** tubes.

www.legris.com

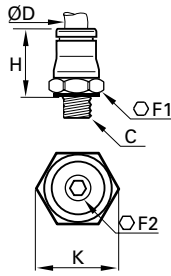


threaded fittings

3601 male connector — tube to UNF, BSPP or metric



nickel-plated brass with "O" ring seal



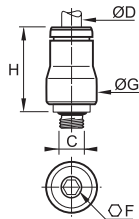
internal hexagon

ØD	C		F1	F2	H	K	
in	UNF	fractional inch	mm	mm	in	in	kg
5/32	10-32	3601 04 20	10	2.5	.61	.43	.21
1/4	10-32	3601 56 20	13	2.5	.75	.55	.35
mm BSPP/metric	metric		mm	mm	mm	mm	ΔkgΔ
4	M5x0.8	3601 04 19	10	2.5	15.5	11	.006
4	G1/8	3601 04 10	13	3	14.5	14	.010
4	M6x1	3601 04 52	10	3	16	11	.010
4	G1/4	3601 04 13	16	3	14.5	17.5	.018
4	M8x1	3601 04 56	11	3	14.5	12	.010
6	M5x0.8	3601 06 19	13	2.5	19	14	.010
6	G1/8	3601 06 10	13	4	17.5	14	.013
6	M10x1	3601 06 60	13	4	17.5	14	.013
6	G1/4	3601 06 13	16	4	17	17.5	.019
8	G1/8	3601 08 10	15	5	20	16	.016
8	G1/4	3601 08 13	16	6	18	17.5	.020
8	G3/8	3601 08 17	20	6	19	22	.029
10	G1/4	3601 10 13	18	7	25	19.5	.030
10	G3/8	3601 10 17	20	8	22.5	22	.033
10	G1/2	3601 10 21	24	8	22.5	26	.045
12	G1/4	3601 12 13	20	7	27	22	.040
12	G3/8	3601 12 17	20	9	26	22	.041
12	G1/2	3601 12 21	24	10	23.5	26	.052
14	G3/8	3601 14 17	22	9	28	24	.047
14	G1/2	3601 14 21	24	11	26.5	26	.052

3681 male connector — metric tube to M5



nickel-plated brass with "O" ring seal



internal hexagon

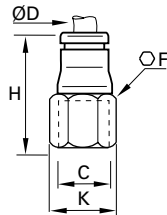
ØD	C		F	G	H	
mm	M5		mm	mm	mm	kg
4	M5x0.8	3681 04 19	2.5	10	16	.005

= suitable for food applications

3614 female connector — metric tube to BSPP or M5



nickel-plated brass

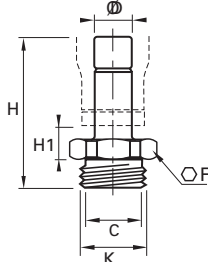


ØD	C		F	H	K	
mm BSPP/metric	metric		mm	mm	mm	kg
4	M5x0.8	3614 04 19	10	22	11	.010
4	G1/8	3614 04 10	14	25	15	.017
4	G1/4	3614 04 13	17	29	18.5	.027
6	G1/8	3614 06 10	14	27.5	15	.018
6	G1/4	3614 06 13	17	31.5	18.5	.029
8	G1/8	3614 08 10	15	28.5	16	.023
8	G1/4	3614 08 13	17	32.5	18.5	.030
10	G3/8	3614 10 17	22	38	24	.056
12	G3/8	3614 12 17	22	39	24	.060
12	G1/2	3614 12 21	24	43.5	26	.068

3631 male standpipe — metric tube to BSPP or M5




nickel-plated brass with 'O' ring seal



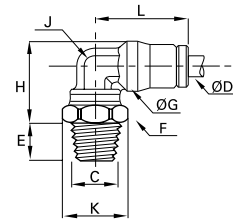
ØD	C		F	H	H1	K	
mm BSPP/metric	metric		mm	mm	mm	mm	kg
4	M5x0.8	3631 04 19	13	25.5	7	14	0.003
4	G1/8	3631 04 10	16	26.5	7	17.5	0.007
4	G1/4	3631 04 13	8	25	7.5	8.7	0.011
6	G1/8	3631 06 10	13	28	6.5	14	0.008
6	G1/4	3631 06 13	16	29	6.5	17.5	0.012
8	G1/8	3631 08 10	13	28.5	6.5	14	0.009
8	G1/4	3631 08 13	16	29.5	6.5	17.5	0.013
8	G3/8	3631 08 17	20	30.5	7.5	22	0.021
10	G1/4	3631 10 13	16	34.5	6.5	17.5	0.017
10	G3/8	3631 10 17	20	35.5	7.5	22	0.023
10	G1/2	3631 10 21	24	37	7.5	26	0.029
12	G3/8	3631 12 17	20	36.5	7.5	22	0.021
12	G1/2	3631 12 21	24	38	7.5	26	0.031
14	G1/2	3631 14 21	24	40	8	26	0.031

threaded fittings

3609 male elbow — fractional inch tube to NPT




nickel-plated brass



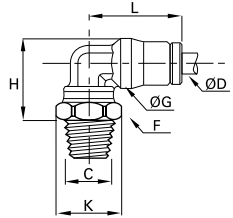
fitting will orientate about the body for positioning purposes

ØD in	C NPT		E in	F mm	G in	H in	J in	K in	L in	
5/32	1/8	3609 04 11	.30	11	.39	.59	.28	.47	.71	.56
5/32	1/4	3609 04 14	.43	14	.39	.67	.28	.60	.71	.81
1/4	1/8	3609 56 11	.30	11	.49	.69	.32	.47	.87	.92
1/4	1/4	3609 56 14	.43	14	.49	.75	.32	.60	.87	1.09
1/4	3/8	3609 56 18	.45	18	.49	.75	.32	.77	.87	1.20
3/8	1/4	3609 60 14	.43	15	.67	.93	.47	.63	1.14	2.40
3/8	3/8	3609 60 18	.45	18	.67	1.02	.47	.77	1.14	2.36
3/8	1/2	3609 60 22	.59	22	.67	1.06	.47	.94	1.14	2.54
1/2	3/8	3609 62 18	.45	18	.79	1.14	.59	.77	1.22	3.28
1/2	1/2	3609 62 22	.59	22	.79	1.14	.59	.94	1.22	3.49

3609 male elbow — metric tube to BSPT




nickel-plated brass



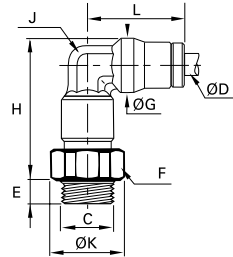
fitting will orientate about the body for positioning purposes

ØD mm	C BSPT		F mm	G mm	H mm	K mm	L mm	
4	R1/8	3609 04 10	11	10	15	12	18	.016
4	R1/4	3609 04 13	14	10	17	15	18	.023
6	R1/8	3609 06 10	11	12	17.5	12	21.5	.026
6	R1/4	3609 06 13	14	12	19	15	21.5	.031
8	R1/8	3609 08 10	11	15	19.5	12	23.5	.040
8	R1/4	3609 08 13	14	15	21	15	23.5	.044
8	R3/8	3609 08 17	17	15	21	18.5	23.5	.048
10	R1/4	3609 10 13	15	17.5	23.5	16	29	.068
10	R3/8	3609 10 17	17	17.5	25.5	18.5	29	.067
12	R1/4	3609 12 13	15	19.5	26	16	31	.087
12	R3/8	3609 12 17	17	19.5	28.5	18.5	31	.093
12	R1/2	3609 12 21	21	19.5	28.5	23	31	.099
14	R3/8	3609 14 17	19	21.5	29	21	34	.066
14	R1/2	3609 14 21	24	21.5	30	26	34	.076

3669 extended male elbow — metric tube to BSPP or M5




nickel-plated brass with "O" ring seal



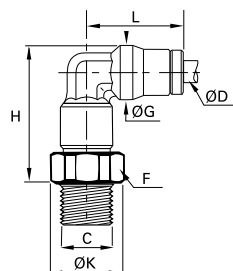
fitting will orientate about the body for positioning purposes

ØD mm	C BSPP/ M5		F mm	G mm	H mm	K mm	L mm	
4	M5x0.8	3669 04 19	10	10	27.5	11	18	0.015
4	G1/8	3669 04 10	13	10	25.5	14	18	0.017
6	G1/8	3669 06 10	13	12	31	14	18	0.023
6	G1/4	3669 06 13	16	12	30.5	17.5	21.5	0.028
8	G1/8	3669 08 10	14	15	33.5	15	23.5	0.031
8	G1/4	3669 08 13	16	15	34	17.5	23.5	0.036
10	G1/4	3669 10 13	18	17.5	42	19.5	29	0.053
10	G3/8	3669 10 17	20	17.5	41	22	29	0.056
12	G1/4	3669 12 13	20	19.5	47	22	31	0.075
12	G3/8	3669 12 17	20	19.5	46	22	31	0.072
14	G1/2	3669 14 21	24	21.5	49	26	34	0.094

3629 extended male elbow — metric tube to BSPT



nickel-plated brass



fitting will orientate about the body for positioning purposes

ØD mm	C BSPT		F mm	G mm	H mm	K mm	L mm	
4	R1/8	3629 04 10	10	10	24.5	11	18	.016
6	R1/8	3629 06 10	13	12	29.5	14	21.5	.025
6	R1/4	3629 06 13	14	12	30.5	15	21.5	.031
8	R1/8	3629 08 10	14	15	32.5	15	23.5	.031
8	R1/4	3629 08 13	14	15	34	15	23.5	.036
10	R1/4	3629 10 13	18	17.5	39	19.5	29	.053

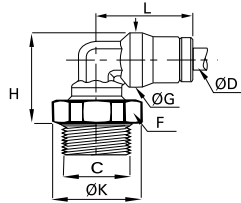
= suitable for food applications

threaded fittings

3699 male elbow — tube to UNF, BSPP or M5




nickel-plated brass with "O" ring seal



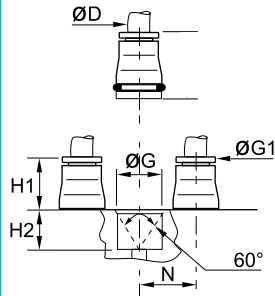
fitting will orientate about the body for positioning purposes

ØD in	C UNF	fractional inch	F mm	G in	H in	K in	L in	oz
5/32	10-32	3699 04 20	10	.39	.71	.43	.71	.49
mm	BSPP/M5	metric	mm	mm	mm	mm	mm	kg
4	M5	3699 04 19	10	10	18	11	18	.014
4	G1/8	3699 04 10	13	10	17	14	18	.018
4	M6	3699 04 52	10	10	18	11	18	.020
4	G1/4	3699 04 13	16	10	17.5	17.5	18	.023
4	M8	3699 04 56	11	10	18	12	18	.024
6	G1/8	3699 06 10	13	12	19	14	21.5	.026
6	M10	3699 06 60	13	12	19	14	21.5	.030
6	G1/4	3699 06 13	16	12	19.5	17.5	21.5	.032
8	G1/8	3699 08 10	13	15	20.5	14	23.5	.040
8	G1/4	3699 08 13	16	15	21.5	17.5	23.5	.044
8	G3/8	3699 08 17	20	15	21.5	22	23.5	.049
10	G1/4	3699 10 13	16	17.5	27	17.5	29	.067
10	G3/8	3699 10 17	20	17.5	25.5	22	29	.071
12	G1/4	3699 12 13	16	19.5	29.5	17.5	31	.087
12	G3/8	3699 12 17	20	19.5	28.5	22	31	.087
12	G1/2	3699 12 21	24	19.5	28.5	26	31	.107
14	G3/8	3699 14 17	20	21.5	29	22	34	.121
14	G1/2	3699 14 21	24	21.5	29.5	26	34	.124

3600 cartridge



nickel-plated brass



ØD mm	metric	G mm	H1 mm	H2 mm	N mm	kg
4	3600 04 00	10	9	8.5	11	.006
6	3600 06 00	12	11	8.5	13.5	.009
8	3600 08 00	15	12.5	8.5	16	.014
10	3600 10 00	17.5	14.5	10.5	20	.020
12	3600 12 00	19.5	15	10.5	22.5	.022
14	3600 14 00	21.5	16.5	12	25	.032

The use of this cartridge

- avoids the need to cut threads
- permits the part to be press fitted
- enables instant tube connection and disconnection

Please contact us to discuss the choice of material into which the cartridge will be inserted.

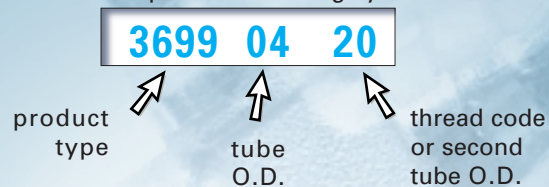
= suitable for food applications

Identification

Part numbers have been chosen by a method of mnemonics. Each LF3600 fitting is identified by:

- product type
- the outside diameter of the tube
- the thread code or second tube O.D.

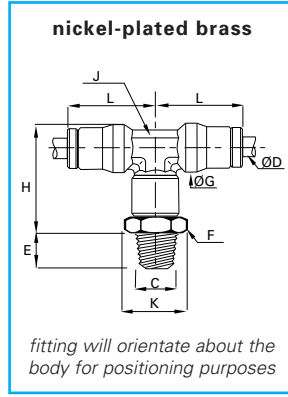
Example of numbering system



If the nylon sealing washers are incompatible with the application, system LF3600 may be used with copper washer 0138. Details on this washer can be found in the Accessories section of this catalog, section H.

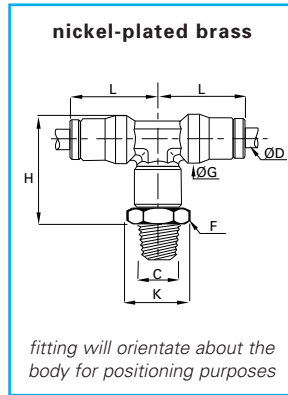
threaded fittings

3608 male branch tee — fractional inch tube to NPT to tube



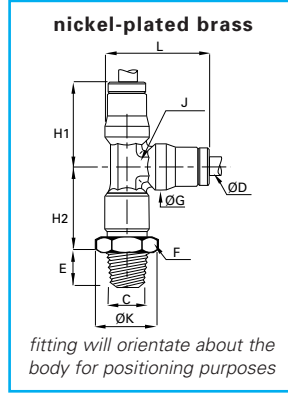
ØD in	C NPT		E in	F mm	G in	H in	J in	K in	L in	
5/32	1/8	3608 04 11	.30	11	.39	.87	.28	.47	.71	.71
5/32	1/4	3608 04 14	.43	14	.39	1.04	.28	.59	.71	.93
1/4	1/8	3608 56 11	.30	13	.49	1.18	.32	.55	.87	1.16
1/4	1/4	3608 56 14	.43	14	.49	1.22	.32	.59	.87	1.34
1/4	3/8	3608 56 18	.45	18	.49	1.22	.32	.77	.87	1.54
3/8	1/4	3608 60 14	.43	18	.67	1.54	.47	.77	1.14	2.89
3/8	3/8	3608 60 18	.45	18	.67	1.61	.47	.77	1.14	2.82
3/8	1/2	3608 60 22	.59	22	.67	1.61	.47	.94	1.14	3.10
1/2	3/8	3608 62 18	.45	22	.79	1.85	.59	.94	1.22	3.81
1/2	1/2	3608 62 22	.59	22	.79	1.89	.59	.94	1.22	4.41

3608 male branch tee — metric tube to BSPT to tube



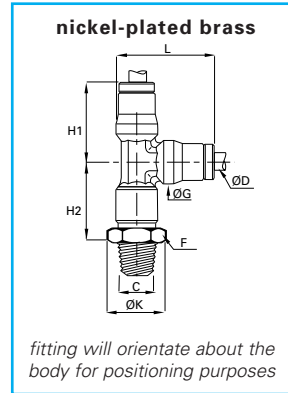
ØD mm	C BSPT		F mm	G mm	H mm	K mm	L mm	
4	R1/8	3608 04 10	10	10	24.5	11	18	.020
6	R1/8	3608 06 10	13	12	29.5	14	21.5	.033
6	R1/4	3608 06 13	14	12	30.5	15	21.5	.038
8	R1/8	3608 08 10	14	15	32.5	15	23.5	.049
8	R1/4	3608 08 13	14	15	34	15	23.5	.052
10	R1/4	3608 10 13	18	17.5	39	19.5	29	.082
10	R3/8	3608 10 17	18	17.5	41	19.5	29	.074
12	R3/8	3608 12 17	21	19.5	46.5	23	31	.108
14	R1/2	3608 14 21	22	21.5	50.5	24	34	.142

3603 male run tee — fractional inch tube to tube to NPT



ØD in	C NPT		E in	F mm	G in	H1 in	H2 in	J in	K in	L in	
5/32	1/8	3603 04 11	.30	11	.39	.71	.77	.28	.47	.91	.71
5/32	1/4	3603 04 14	.43	14	.39	.71	.85	.28	.59	.91	.93
1/4	1/8	3603 56 11	.30	13	.49	.87	.93	.32	.55	1.12	1.16
1/4	1/4	3603 56 14	.43	14	.49	.87	.97	.32	.59	1.12	1.31
1/4	3/8	3603 56 18	.45	18	.49	.87	.97	.32	.77	1.12	1.54
3/8	1/4	3603 60 14	.43	18	.67	1.14	1.20	.47	.77	1.48	2.89
3/8	3/8	3603 60 18	.45	18	.67	1.14	1.28	.47	.77	1.48	2.82
3/8	1/2	3603 60 22	.59	22	.67	1.14	1.28	.47	.94	1.48	3.10
1/2	3/8	3603 62 18	.45	22	.79	1.22	1.46	.59	.94	1.61	4.02
1/2	1/2	3603 62 22	.59	22	.79	1.22	1.50	.59	.94	1.61	4.16

3603 male run tee — metric tube to tube to BSPT




ØD mm	C BSPT		F mm	G mm	H1 mm	H2 mm	K mm	L mm	
4	R1/8	3603 04 10	10	10	18	19.5	11	23	.020
6	R1/8	3603 06 10	13	12	21.5	23.5	14	28	.033
6	R1/4	3603 06 13	14	12	21.5	24.5	15	28	.037
8	R1/8	3603 08 10	14	15	23.5	25	15	31	.048
8	R1/4	3603 08 13	14	15	23.5	26.5	15	31	.053
10	R1/4	3603 10 13	18	17.5	29	30.5	19.5	37.5	.082
10	R3/8	3603 10 17	18	17.5	29	32.5	19.5	37.5	.074
12	R3/8	3603 12 17	21	19.5	31	36.5	23	40.5	.114
14	R1/2	3603 14 21	22	21.5	34	40	24	45	.142

= suitable for food applications




threaded fittings

3698 male branch tee — tube to UNF, BSPP or M5 to tube



nickel-plated brass with "O" ring seal

fitting will orientate about the body for positioning purposes




ØD in	C UNF	 fractional inch	F mm	G in	H in	K in	L in	
5/32	10-32	3698 04 20	10	.39	1.00	.47	.71	.60
mm BSPP/M5			mm	mm	mm	mm	mm	
4	M5x0.8	3698 04 19	10	10	27.5	11	18	.017
4	G1/8	3698 04 10	13	10	25.5	14	18	.022
6	G1/8	3698 06 10	13	12	31	14	21.5	.032
6	G1/4	3698 06 13	16	12	30.5	17.5	21.5	.038
8	G1/8	3698 08 10	14	15	33.5	15	23.5	.049
8	G1/4	3698 08 13	16	15	34	17.5	23.5	.053
10	G1/4	3698 10 13	18	17.5	42	19.5	29	.081
12	G3/8	3698 12 17	21	19.5	46	23	31	.112
14	G1/2	3698 14 21	24	21.5	49	26	34	.109


3693 male run tee — tube to tube to UNF, BSPP or M5



nickel-plated brass with "O" ring seal

fitting will orientate about the body for positioning purposes

ØD in	C UNF	 fractional inch	F mm	G in	H1 in	H2 in	K in	L in	
5/32	10-32	3693 04 20	10	.39	.71	.81	.47	.91	.64
mm BSPP/M5			mm	mm	mm	mm	mm	mm	
4	M5x0.8	3693 04 19	10	10	18	22.5	11	23	.018
4	G1/8	3693 04 10	13	10	18	20.5	14	23	.021
6	G1/8	3693 06 10	13	12	21.5	25	14	28	.032
6	G1/4	3693 06 13	16	12	21.5	24.5	17.5	28	.039
8	G1/8	3693 08 10	14	15	23.5	26.5	15	31	.048
8	G1/4	3693 08 13	16	15	23.5	26.5	17.5	31	.053
10	G1/4	3693 10 13	18	17.5	29	33	19.5	37.5	.081
12	G3/8	3693 12 17	21	19.5	31	36.5	23	40.5	.111
14	G1/2	3693 14 21	24	21.5	34	38.5	26	45	.129



 = suitable for food applications

3618 single banjo — metric tube to BSPP or M5



nickel-plated brass with sealing washer

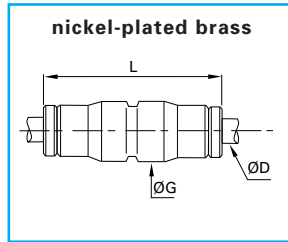
maximum temperature: +175°F

ØD mm	C BSPP/ metric		F1 mm	F2 mm	H mm	H1 mm	L1 mm	L2 mm	
4	M5x0.8	3618 04 19	10	8	14.5	6.5	6	18.5	0.011
4	G1/8	3618 04 10	17	14	23	9.5	10	20.5	0.041
6	M5x0.8	3618 06 19	10	8	15	7	6	22.5	0.014
6	G1/8	3618 06 10	17	14	23	9.5	10	23.5	0.045
6	G1/4	3618 06 13	22	17	22	9	13	25.5	0.068
8	G1/8	3618 08 10	17	14	23	9.5	10	26	0.046
8	G1/4	3618 08 13	22	17	22	9	13	27.5	0.066
10	G3/8	3618 10 17	22	22	33	14	13	32	0.105

suitable for industrial applications only

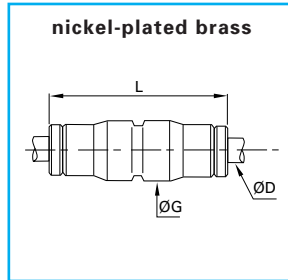
tube to tube fittings

3606 straight union — fractional inch tube to tube



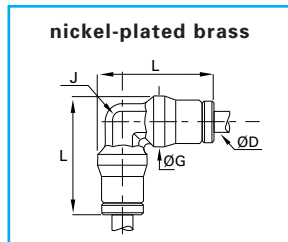
ØD in		G in	L in	oz
5/32	3606 04 00	.39	1.20	.32
1/4	3606 56 00	.49	1.44	.53
5/16	3606 08 00	.59	1.48	.81
3/8	3606 60 00	.67	1.87	1.27
1/2	3606 62 00	.79	1.89	1.69

3606 straight union — metric tube to tube



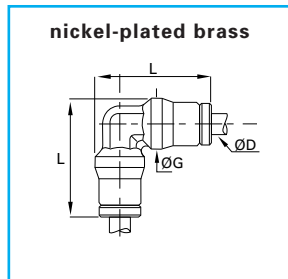
ØD mm		G mm	L mm	kg
4	3606 04 00	10	30.5	.009
6	3606 06 00	12	36.5	.015
8	3606 08 00	15	37.5	.023
10	3606 10 00	17.5	47.5	.036
12	3606 12 00	19.5	50	.048
14	3606 14 00	21.5	52.5	.054

3602 union elbow — fractional inch tube to tube



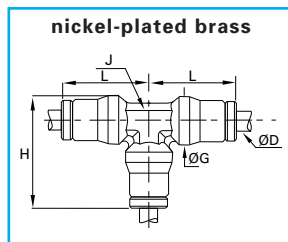
ØD in		G in	J in	L in	oz
5/32	3602 04 00	.39	.28	.91	.32
1/4	3602 56 00	.49	.32	1.12	.60
5/16	3602 08 00	.59	.39	1.22	.88
3/8	3602 60 00	.67	.47	1.48	1.34
1/2	3602 62 00	.79	.59	1.61	1.98

3602 union elbow — metric tube to tube



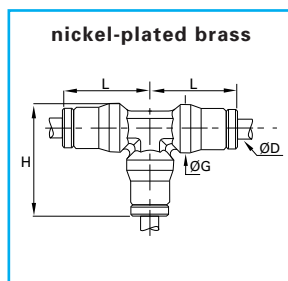
ØD mm		G mm	L mm	kg
4	3602 04 00	10	23	.009
6	3602 06 00	12	28	.017
8	3602 08 00	15	31	.025
10	3602 10 00	17.5	37.5	.038
12	3602 12 00	19.5	40.5	.056
14	3602 14 00	21.5	45	.068

3604 union tee — fractional inch tube to tube to tube



ØD in		G in	H in	J in	L in	oz
5/32	3604 04 00	.39	.91	.28	.71	.46
1/4	3604 56 00	.49	1.12	.32	.87	.81
5/16	3604 08 00	.59	1.22	.39	.93	1.20
3/8	3604 60 00	.67	1.48	.47	1.14	1.90
1/2	3604 62 00	.79	1.61	.59	1.22	2.68

3604 union tee — metric tube to tube to tube

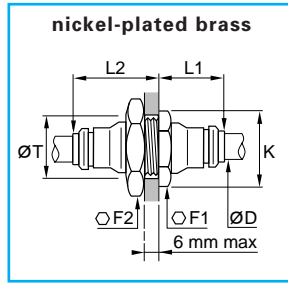


ØD mm		G mm	H mm	L mm	kg
4	3604 04 00	10	23	18	.013
6	3604 06 00	12	28	21.5	.023
8	3604 08 00	15	31	23.5	.034
10	3604 10 00	17.5	37.5	29	.054
12	3604 12 00	19.5	40.5	31	.076
14	3604 14 00	21.5	45	34	.096

= suitable for food applications

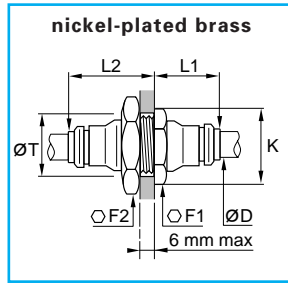
bulkhead connectors

3616 bulkhead connector — fractional inch tube to tube



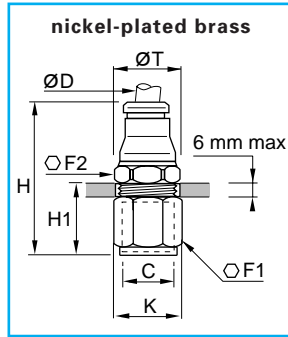

ØD in		F1 mm	F2 mm	K in	L1 in	L2 in	T in	
5/32	3616 04 00	13	14	.55	.55	.79	.49	.64
1/4	3616 56 00	16	17	.69	.67	.89	.59	1.06
5/16	3616 08 00	18	19	.77	.73	.93	.67	1.34
3/8	3616 60 00	22	27	.95	.87	1.10	.85	2.29
1/2	3616 62 00	24	24	1.16	.89	1.14	1.04	2.50

3616 bulkhead connector — metric tube to tube



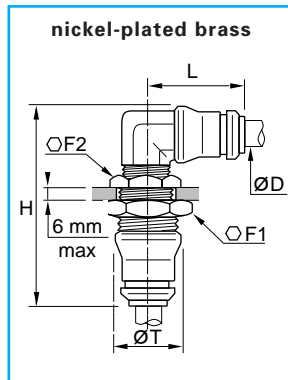
ØD mm		F1 mm	F2 mm	K mm	L1 mm	L2 mm	T mm	
4	3616 04 00	13	14	14	14	20	12.5	.018
6	3616 06 00	16	17	17.5	17	22	15	.030
8	3616 08 00	18	19	19.5	18.5	23.5	17	.038
10	3616 10 00	22	27	24	21.5	26.5	21	.065
12	3616 12 00	24	24	26	23	27	23	.071
14	3616 14 00	27	27	29.5	25.5	29.5	25	.098

3636 female bulkhead connector — metric tube to BSPP



ØD mm	C BSPP		F1 mm	F2 mm	H mm	H1 mm	K mm	T mm	
4	G1/8	3636 04 10	14	14	30.5	11	15	13	.024
6	G1/8	3636 06 10	17	17	32.5	11	18.5	15	.032
6	G1/4	3636 06 13	17	17	37	15	18.5	15	.036
8	G1/8	3636 08 10	19	19	34	10.5	21	17	.041
8	G1/4	3636 08 13	19	19	38	14.5	21	17	.040
10	G3/8	3636 10 17	22	27	42.5	16	24	21	.075
12	G3/8	3636 12 17	24	24	43	16	26	23	.092
12	G1/2	3636 12 21	27	24	48.5	21.5	29.5	23	.116

3639 bulkhead elbow — metric tube to tube



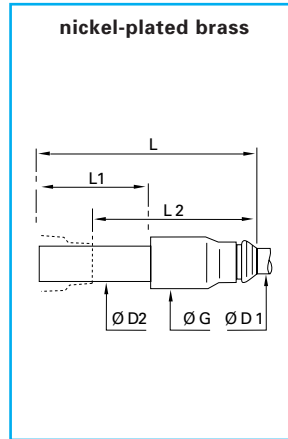
ØD mm		F1 mm	F2 mm	H mm	K mm	L mm	T mm	
4	3639 04 00	13	14	35	14	18	12.5	.024
6	3639 06 00	16	17	40.5	17.5	21.5	15	.038
8	3639 08 00	18	19	44	19.5	23.5	17	.054
10	3639 10 00	22	27	51	24	29	21	.088
12	3639 12 00	24	24	55	26	31	23	.117
14	3639 14 00	27	27	59	29.5	34	25	.144

= suitable for food applications

Fittings will orientate about the body for positioning purpose.

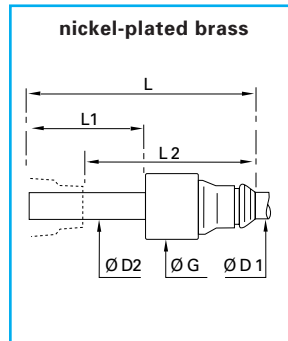

plug-in accessories

3666 plug-in reducer — metric



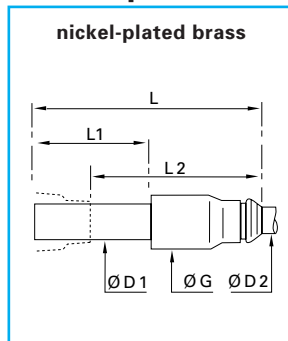
ØD1 mm	ØD2 mm		G mm	L mm	L1 mm	L2 mm	Δ kg
4	6	3666 04 06	10	34.5	19	17.5	.005
4	8	3666 04 08	10	35.5	20	18	.006
6	8	3666 06 08	12	37	20	19.5	.003
6	10	3666 06 10	12	43.5	25	21	.009
8	10	3666 08 10	15	44	25	21.5	.012
8	12	3666 08 12	15	45	26	21.5	.013
10	12	3666 10 12	17.5	50	26	26.5	.018
12	14	3666 12 14	19.5	53	28	28.5	.039

3668 plug-in expander — metric



ØD1 mm	ØD2 mm		G mm	L mm	L1 mm	L2 mm	Δ kg
6	4	3668 06 04	17	42	22	28	.013

3667 plug-in — metric/inch adapter



ØD1 mm	ØD2 in		G mm	L mm	L1 mm	L2 mm	Δ kg
6	1/4	3667 06 56	12.5	38	19	20.5	.016
10	3/8	3667 10 60	17	49.5	25	27	.020
12	1/2	3667 12 62	20	51	26	27.5	.040

This item allows fractional inch tube to be used with fittings designed for use with mm tubing.

= suitable for food applications

LF3600 push-to-connect fittings allow connection with **various types of tubing** presented in this catalog:

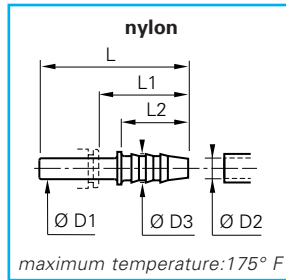
- semi-rigid nylon tube
1/8" to 1/2" O.D. – page M7
4mm to 14mm O.D. – page M9
- flexible polyurethane tube
1/8" to 1/2" O.D. – page M11
4mm to 14mm O.D. – page M13
- low density polyethylene
1/8" to 1/2" O.D. – page M15
4mm to 12mm O.D. – page M15
- fluoropolymer FEP140 tube
1/8" to 1/2" O.D. – page M16
4mm to 12mm O.D. – page M16



This catalog includes details of a range of brass accessories compatible with LF3600. Please refer to the Accessories section H.

plug-in accessories

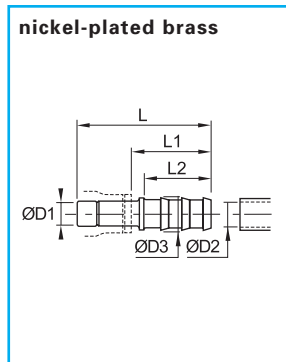

3122 barbed connector — fractional inch



ØD1 in	ØD2 in	ØD3 in		L in	L1 in	L2 in	oz
5/32	.12	.20	3122 04 53	1.46	.98	.67	.11
5/32	.20	.28	3122 04 05	1.46	.98	.67	.11
5/16	.25	.34	3122 08 56	1.55	.83	.67	.04
5/16	.32	.39	3122 08 08	1.75	1.02	.87	.04
3/8	.32	.39	3122 60 08	1.97	1.16	.87	.11

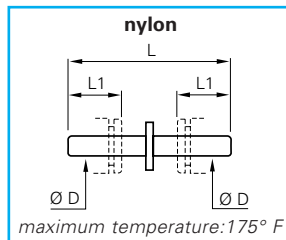
Dimensions for ØD2 are I.D. of the tube.

3622 plug-in barbed connector — metric



ØD1 mm	ØD2 mm	ØD3 mm		L mm	L1 mm	L2 mm	kg
4	3.2	5	3622 04 53	40.5	27	22.5	0.003
4	5	7	3622 04 05	40.5	27	22.5	0.004
6	5	7	3622 06 05	43	27	22.5	0.006
8	6.3	8.3	3622 08 56	42	25	22.5	0.008
8	8	10	3622 08 08	44	27	22.5	0.009
10	6.3	10	3622 10 56	47.5	25.5	22.5	0.011
10	8	8.3	3622 10 08	47.5	25.5	22.5	0.011
12	8	10	3622 12 08	48.5	25.5	22.5	0.013
12	10	12	3622 12 10	48.5	25.5	22.5	0.014
12	12.5	14.5	3622 12 62	57	34	29.5	0.019
14	12.5	14.5	3622 14 62	57.5	33	29.5	0.022
14	14	16	3622 14 14	59.5	35	29.5	0.023

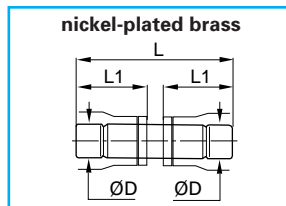
3120 double male union — fractional inch



ØD in		L in	L1 in	oz
5/32	3120 04 00	1.36	.47	.04
3/16	3120 55 00 85*	1.24	.57	.12
1/4	3120 56 00	1.52	.57	.03
5/16	3120 08 00	1.61	.73	.07
3/8	3120 60 00	2.03	.81	.07
1/2	3120 62 00 85*	2.13	.86	.46

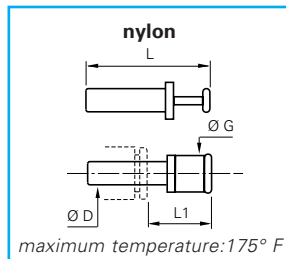
*nickel-plated brass

3620 double male union — metric



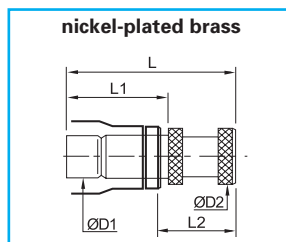
ØD mm		L mm	L1 mm	kg
4	3620 04 00	31	14	.002
6	3620 06 00	36.5	17	.005
8	3620 08 00	37.5	17.5	.007
10	3620 10 00	47.5	22.5	.010
12	3620 12 00	49.5	23.5	.014
14	3620 14 00	53	25	.017

3126 plug — fractional inch



ØD in		G in	L in	L1 in	oz
1/8	3126 53 00	.24	1.30	.85	.05
5/32	3126 04 00	.16	1.18	.61	.04
3/16	3126 55 00	.27	1.36	.79	.06
1/4	3126 56 00	.32	1.44	.87	.06
5/16	3126 08 00	.39	1.38	.69	.07
3/8	3126 60 00	.46	1.67	.87	.10
1/2	3126 62 00	.58	1.91	.85	.18

3626 plug — metric



ØD1 mm	ØD2 mm		L mm	L1 mm	L2 mm	kg
4	6	3626 04 00	25.5	17	11.5	.004
6	8	3626 06 00	30.5	19.5	13.5	.009
8	10	3626 08 00	33	20	16	.010
10	12	3626 10 00	40	25	18	.015
12	14	3626 12 00	43	26	20	.025
14	16	3626 14 00	47	28	22.5	.029